

MINIATURE DIGEST

This statistical digest provides concise information on the major areas of the Barbados' education system. These areas include but are not limited to education expenditure, student enrolment, and teacher statistics.

PRE-PRIMARY EDUCATION

For the academic year 2001/02 approximately 4,882 pupils between the ages of 3 and 4 benefited from education at this level which was offered in 79 schools.

PRIMARY EDUCATION

This level catered to approximately 20,599 children in 80 public primary schools with ages ranging from 5 to 11. There were seventy-three primary schools four of which have four special units, four nursery schools, two special schools and one senior school.

In 2001/02, the teacher to pupil ratio at the primary level was 1:16.

SPECIAL EDUCATION

Within the framework of the education system of Barbados, there were four (4) special education schools, two (2) of which were private and five (5) special education annexes that form part of a larger primary school provided education for children who were mentally and/or physically challenged. The annexes of the primary schools were all administered, staffed, and financed by the government. In 2001/02, approximately 412 students received education at these facilities.

SECONDARY EDUCATION

There were 23 public secondary schools, and 9 private secondary. Four of the 23 public secondary are sixth form schools. During the academic year 2001/02 approximately 20,198 students were enrolled in the public secondary schools and 1,238 students in the private secondary schools. This gave

an overall total of 21,436 students. In 2001/02, the teacher to pupil ratio at the public secondary level was 1:16.

TERTIARY EDUCATION

Tertiary education was offered to approximately 10,700 students at four public institutions: Barbados Community College, Samuel Jackman Prescod Polytechnic, Erdiston Teachers' College and the University of the West Indies. Over 200 full-time lecturers were employed at this level.

FINANCIAL STATISTICS

The Ministry of Education, Youth Affairs and Culture receive the second largest share of the Central Government's budget. In 2001/02, the Ministry of Education's share of the total government's budget was 17.1%.

Table 1
No. of Students in Public School System (2001/02)

School Type	Male s	Female s	Total
Pre-primary (3-4)	2495	2387	4882
Primary (5-11)	10422	10177	20599
Senior & Special Schools	152	88	240
Secondary	10303	9895	20198
Total	23372	22547	45919

Figure 1. Percentage of Students in Public School

System

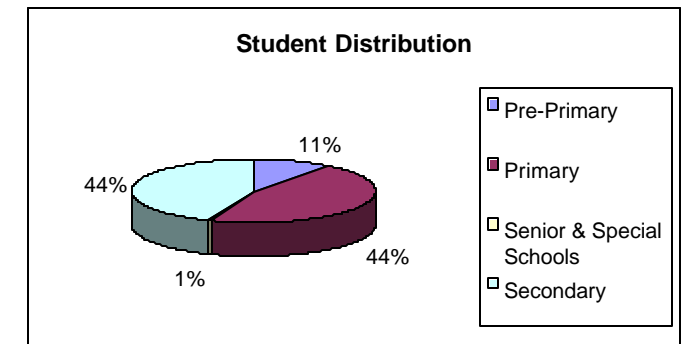


Table 2
No. of Teachers by Gender in Pre-Primary, Primary and Secondary Schools (2001/02)

School Type	M	F	Total
Pre-primary & Primary	355	1228	1583
Secondary	551	737	1288
Total	906	1965	2871

Table 3: Summary of Primary School Enrolment by Parish 2001/02

Summary	Student Capacity	Enrolment 2000/01	Capacity Variance
Christ Church	3950	3258	692
St. Andrew	1040	506	534
St. George	2550	1901	649
St. James	2230	1551	679
St. John	1205	835	370
St. Joseph	1080	530	550
St. Lucy	1470	985	485
St. Michael	12550	11996	554
St. Peter	1740	1148	592
St. Philip	2400	1892	508
St. Thomas	1429	1119	310
Total	31644	25721	5923

Table 4: Summary of Higher Education Awards For the period 1998/99 – 2001/02

YEAR	BARBADOS SCHOLARSHIPS			BARBADOS EXHIBITIONS			NATIONAL DEVELOPMENT SCHOLARSHIPS		
	M	F	MF	M	F	MF	M	F	MF
1998/1999	1	7	8	3	1	4	7	3	10
1999/2000	10	7	17	7	6	13	10	6	16
2000/2001	4	7	11	4	11	15	7	7	14
2001/2002	3	8	11	4	11	15	0	10	10

Table 5
Award of Excellence for the period 2000/01 to 2001/02

Year	Award of Excellence		
	Male	Female	Total
2000/01	1	3	4
2001/02	1	2	3

The Award of Excellence, which was introduced for the first time in 2001, was awarded to 3 students this year.

Table 6
Distribution of Enrolment at the Tertiary Level

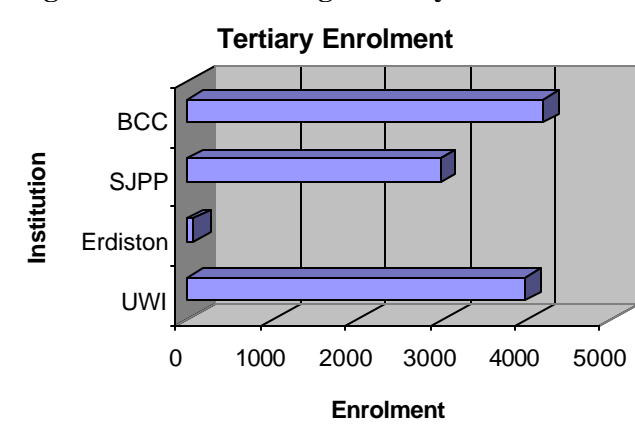
Institution	Enrolment	
	2000/2001	2001/2002
B'dos Comm. College	3684	4198
SJPP	2821	2973
Erdiston College	108	73
UWI, Cave Hill	3938	3982
Total	10551	11226

Table 7
MES 2001/02 Approved Expenditure by Programme

Name of Head	Approved	% of
--------------	----------	------

	Expenditure 2001/02	MEC Budget
Central Administration	10,336,118	2.51
Teacher Training	3,547,899	0.86
Primary Education	89,769,075	21.77
ESEP	45,000,000	10.91
Secondary Education	100,207,400	24.30
Tertiary Education	100,440,668	24.36
Adult Education	750,000	0.18
Special Services	25,043,781	6.07
Youth Affairs & Sports	37,261,471	9.04
TOTAL	412,356,412	100.00

Figure 2: Chart showing Tertiary Enrolment for 2001/02

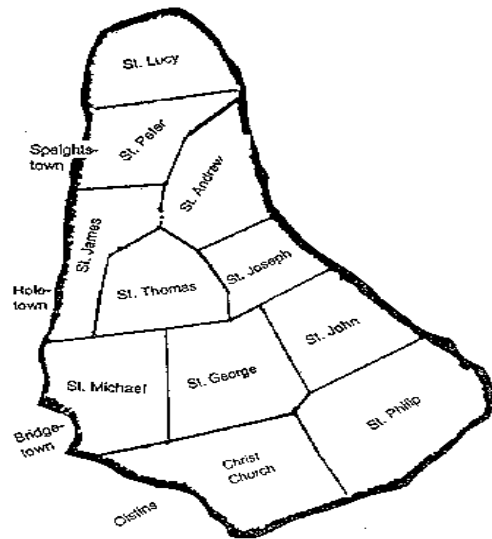


EACH ONE MATTERS
Quality Education For All

Compiled and Printed by
The Planning, Research and Development Unit
Ministry of Education,
Youth Affairs & Sports
BARBADOS
September 2002

BARBADOS





**MINIATURE DIGEST
OF
EDUCATION STATISTICS**

2001 - 2002