

## MINIATURE DIGEST

This statistical digest provides concise information on the major areas of the Barbados' education system. These areas include but are not limited to education expenditure, student enrolment, and teacher statistics.

### PRE-PRIMARY EDUCATION

For the academic year 2000/01 approximately 4,437 pupils between the ages of 3 and 4 benefited from education at this level which was offered in 80 schools.

### PRIMARY EDUCATION

This level catered to approximately 21,600 children in 80 public primary schools with ages ranging from 5 to 11. There were seventy-two primary schools, four nursery schools, two special schools and four special units.

In 2000/01, the teacher to pupil ratio at the primary level was 1:17.

### SPECIAL EDUCATION

Within the framework of the education system of Barbados, there were 8 special schools that provided education for children who were mentally and/or physically challenged. There were four (4) individual schools, two (2) of which were private and four annexes that form part of a larger primary school. The annexes of the primary schools were all administered, staffed, and financed by the government. In 2000/01, approximately 398 students received education at these facilities.

### SECONDARY EDUCATION

There were 23 public secondary schools, and 10 private secondary. Four of the 23 public secondary are sixth form schools. During the academic year 2000/01 approximately 20,180 students were enrolled in the public secondary schools and 1,293 students in the private secondary schools. This gave an overall total of 21,473 students. In 2000/01, the teacher to pupil ratio at the public secondary level was 1:16.

### TERTIARY EDUCATION

Tertiary education was offered to approximately 10,000 students at four public institutions: Barbados Community College, Samuel Jackman Prescod Polytechnic, Erdiston Teachers' College and the University of the West Indies. Over 200 full-time lecturers were employed at this level.

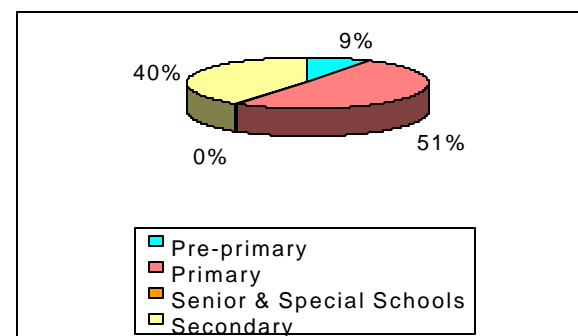
### FINANCIAL STATISTICS

The Ministry of Education, Youth Affairs and Culture receives the second largest share of the Central Government's budget. In 2000/01, the Ministry of Education's share of the total government's budget was 17.5%.

**Table 1**  
**No. of Students in Public School System (2000/01)**

School Type	Males	Females	Total
Pre-primary (3-4)	2190	2247	4437
Primary (5-11)	11034	10595	21629
Senior & Special Schools	162	83	245
Secondary	10231	9949	20180
<b>Total</b>	<b>23617</b>	<b>22874</b>	<b>46491</b>

**Figure 1. Percentage of Students in Public School**



## System

**Table 2**  
**No. of Teachers by Gender in Pre-Primary, Primary and Secondary Schools (2000/01)**

School Type	M	F	Total
Pre-primary & Primary	319	1176	1495
Secondary	553	719	1272
<b>Total</b>	<b>872</b>	<b>1895</b>	<b>2767</b>

**Table 3: Summary of Primary School Enrolment by Parish 2000/01**

Summary	Student Capacity	Enrolment 2000/01	Capacity Variance
Christ Church	3950	3185	765
St. Andrew	1040	509	531
St. George	2550	1862	688
St. James	2230	1582	648
St. John	1205	867	338
St. Joseph	1080	540	540
St. Lucy	1470	1035	435
St. Michael	12550	12196	354
St. Peter	1740	1142	598
St. Philip	2400	1960	440
St. Thomas	1429	1188	241
<b>Total</b>	<b>31644</b>	<b>26066</b>	<b>5578</b>

**Table 4: Summary of Higher Education Awards for the period 1997/98 – 2000/01**

YEAR	BARBADOS SCHOLARSHIPS			BARBADOS EXHIBITIONS			NATIONAL DEVELOPMENT SCHOLARSHIPS		
	M	F	MF	M	F	MF	M	F	MF
1997/1998	8	12	20	5	6	11	8	8	16
1998/1999	1	7	8	3	1	4	7	3	10
1999/2000	10	7	17	7	6	13	10	6	16

2000/2001	4	7	11	4	11	15	7	7	14
-----------	---	---	----	---	----	----	---	---	----

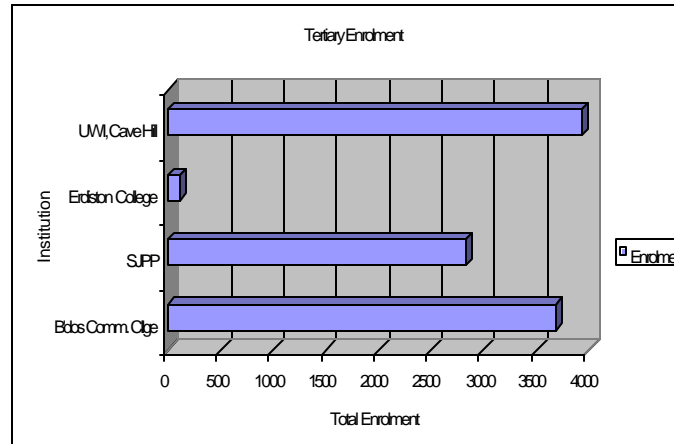
Special Services	25,186,149	7.55
Culture	13,333,810	4.00
Youth Programmes	7,541,342	2.26
<b>TOTAL</b>	<b>333,648,144</b>	<b>100.00</b>

*Youth Affairs & Culture*  
**BARBADOS**  
*September 2001*

**Table 5**  
**Award of Excellence**

Year	Award of Excellence		
	Male	Female	Total
2000/01	1	3	4

**Figure 2: Chart showing Tertiary Enrolment for 2000/01**



The Award of Excellence was awarded for the first time this year. This award was offered to students who did not qualify for the Barbados Scholarship due to their age.

**Table 6**  
**Distribution of Enrolment at the Tertiary Level**

Institution	Enrolment	
	1999/2000	2000/2001
B'dos Comm. College	3540	3684
SJPP	2445	2821
Erdiston College	93	108
UWI, Cave Hill	3995	3938
<b>Total</b>	<b>10073</b>	<b>10551</b>

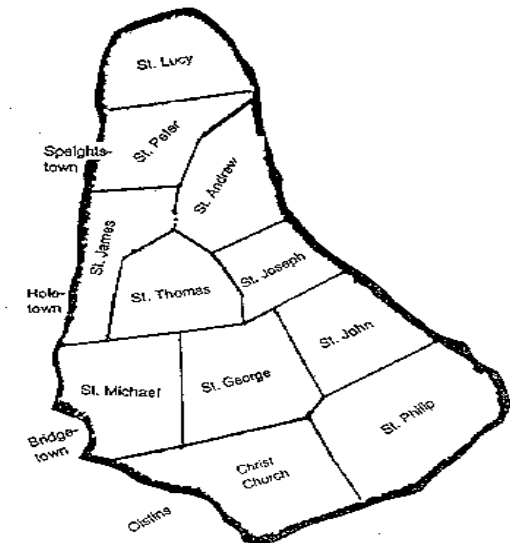
**Table 7**  
**MEC 2000/01 Approved Expenditure by Programme**

Name of Head	Approved Expenditure 2000/01	% of MEC Budget
Central Admin	9,761,912	2.93
Teacher Training	2,921,804	0.88
Basic Educ. Develop.	86,085,068	25.8
Secondary Education	101,470,329	30.41
Tertiary Education	87,339,146	26.18
Adult Education	8,584	0.003

**EACH ONE MATTERS**  
*Quality Education For All*

Compiled and Printed by  
*The Planning, Research and Development Unit*  
*Ministry of Education,*

**BARBADOS**



**MINIATURE DIGEST**  
**OF**  
**EDUCATION STATISTICS**

**2000 - 2001**