

THE PUBLIC EDUCATION SYSTEM

In 1999/2000, free public education was provided for approximately 47 000 students in the first three tiers of the system while about 10 000 students benefited from tertiary education.

PRE-PRIMARY EDUCATION

Approximately 4500 pupils between the ages of 3 and 4 benefit from education at this level which is offered in 80 schools.

PRIMARY EDUCATION

This level catered to approximately 21 000 children in 82 public primary schools with ages ranging from 5 to 11. However, with the advent of a policy of Flexible Transfer from primary to secondary school, pupils may begin secondary school from age 9+ and remain in primary school until age 12.

In 1999/00, the teacher:pupil ratio at the primary level was 1:17.

SPECIAL EDUCATION

Within the framework of the education system of Barbados, there are 7 special schools that provide education for children who are affected both mentally and physically. There are four (4) individual schools, two (2) of which are private and three of which the schools are annexes of a larger primary school. The annexes of the primary schools are all administered, staffed, and financed by the government. In 1999/2000, approximately 250 students receive education at these facilities.

SECONDARY EDUCATION

Approximately 20 400 students were enrolled in 23 public secondary schools during the 1999/00 academic year.

In 1999/00, the teacher:pupil ratio at the secondary level was 1:16.

TERTIARY EDUCATION

Tertiary education is offered to approximately 10000 students at four public institutions: Barbados Community College, Samuel Jackman Prescod Polytechnic, Erdiston Teachers' College and the University of the West Indies. Over 200 full-time lecturers are employed at this level.

FINANCIAL STATISTICS

The Ministry of Education, Youth Affairs and Culture receives the second largest share of the Central Government's budget. In 1999/00, the Ministry of Education's share of the total government's budget was 19%.

Table 1
No. of Students in Public School System (1999/00)

School Type	Males	Females	Total
Pre-primary	2272	2304	4576
Primary	11078	10729	21807
Senior & Special Schools	156	88	244
Secondary	10172	10251	20423
Total	23678	23372	47050

Figure 1. Percentage of Students in Public School System

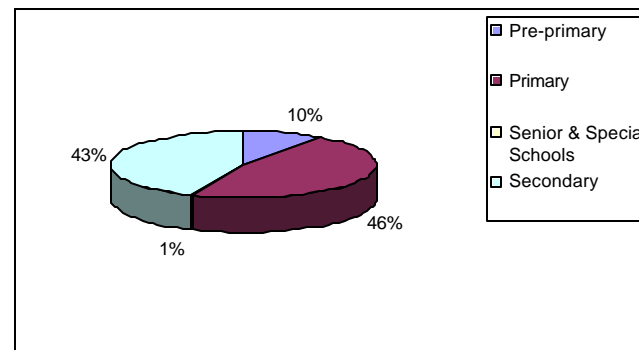


Table 2

No. of Teachers by Gender in Pre-Primary, Primary and Secondary Schools (1999/00)

School Type	M	F	Total
Pre-primary & Primary	340	1208	1548
Secondary	535	711	1246
Total	875	1919	2794

Table 3: Summary of Primary School Enrolment by Parish

Summary	Student Capacity	Enrolment 1999/00	Capacity Variance
Christ Church	3950	3279	671
St. Andrew	1040	535	505
St. George	2550	1898	652
St. James	2230	1619	611
St. John	1205	869	336
St. Joseph	1080	547	533
St. Lucy	1470	1071	399
St. Michael	12550	12477	73
St. Peter	1740	1128	612
St. Philip	2400	1952	448
St. Thomas	1429	1252	177
Total	31644	26627	5017

Table 4: Summary of Higher Education Awards for the period 1996/97 – 1999/00

YEAR	BARBADOS SCHOLARSHIPS			BARBADOS EXHIBITIONS			NATIONAL DEVELOPMENT SCHOLARSHIPS		
	M	F	MF	M	F	MF	M	F	MF
1996	7	7	14	4	13	17	9	6	15
1997	3	9	12	5	7	12	8	3	11
1998	1	7	8	3	1	4	8	9	17

1999	10	7	17	7	4	11	3	7	10
TOTAL	21	30	51	19	25	44	28	25	53

Table 5
Distribution of Enrolment at the Tertiary Level

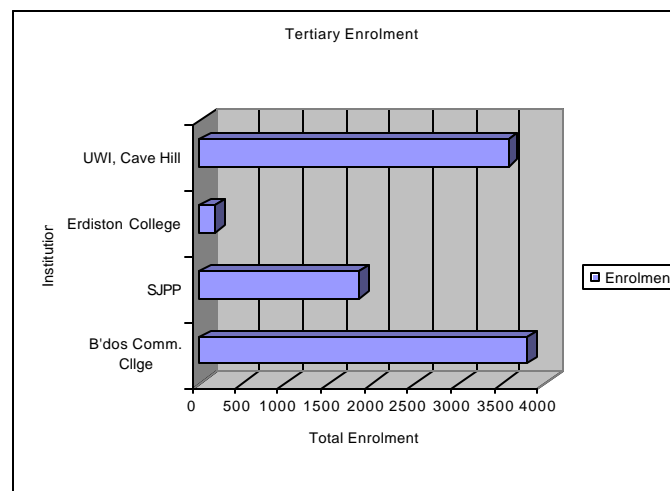
Institution	Enrolment	
	1998/99	1999/2000
B'dos Comm. Cllge	3798	3540
SJPP	2313	2445
Erdiston College	130	93
UWI, Cave Hill	3641	3995
Total	9822	10073

Table 6
MEC 1999/00 Approved Expenditure by Programme

Name of Head	Actual Expenditure	% of MEC Budget
Central Admin	9442423	2.7
Teacher Training	2706206	0.8
Basic Educ. Develop.	115729268	32.9
Secondary Education*	100836037	28.7
Tertiary Education	76031940	21.6
Adult Education	4228445	1.2
Special Services	23618665	6.7
Culture	12162583	3.5
Youth Programmes	6509903	1.9
TOTAL	351265470	100.00

Note In Table 5 the amount for Secondary Education includes the allocation for SJPP which is classified as a tertiary institution.

Figure 2: Chart showing Tertiary Enrolment for 1999/2000

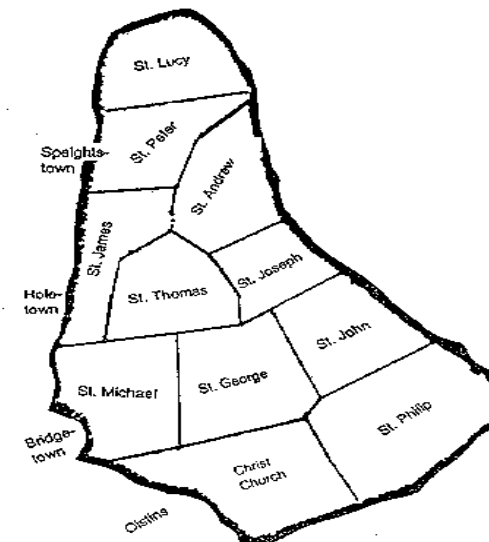


EACH ONE MATTERS
Quality Education For All

Compiled and Printed by
The Planning, Research and Development Unit
Ministry of Education,

Youth Affairs & Culture
BARBADOS
March 2000

BARBADOS



MINIATURE DIGEST
OF
EDUCATION STATISTICS

1999 - 2000